



NAWCC NEWS

National Association of Watch and Clock Collectors
Atlanta Chapter 24
December, 2009

Extraordinary Reverse Glass Painting

If you've always been intrigued with the beauty of the reverse painted glass on American clocks of the early nineteenth century, then the processes and techniques will enlighten, amuse and fascinate you as well. Rick Man-

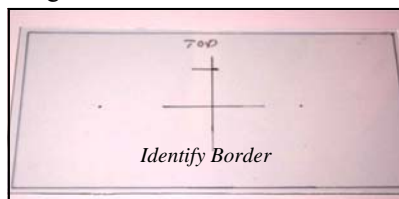


Rick Mangum

gum told the October, 2009 General Membership attendees that he had learned reverse glass painting in a week-long class at the NAWCC School of Horology in Columbia, PA in 2000. After nine years of many, many glass paintings, Rick proceeded to show the tools, supplies and techniques he has perfected in his personal application of his beautiful reverse glass painting. He supplemented his lecture and demonstrations with a well designed PowerPoint presentation.


Below is an overview of the detailed processes Rick presented during our meeting:

FIRST: Identify the border area of the glass that will be seen from the viewer's perspective along with marking a cross in the center for the bob opening and write the word "TOP" to identify the top of the glass. Additional cross hatching lines help to line up future items in the picture. All of these lines are drawn on the non-painted side of the glass.



SECOND: Stencil the borders - The glass is varnished and allowed to dry just until the varnish becomes tacky. Then the stencils are placed on the varnished glass and bronze powder is rubbed or brushed over the stencils. When you lift up the stencils the design is left on the glass. The powder Rick uses is called Green Gold. Although many bronze powders exist, he

believes this particular color looks better on the older clocks. The stencils are made by drawing on paper; then the paper is coated with shellac made by melting shellac flakes in denatured alcohol. The shellac coating will keep the template from adhering to the varnish. It's important to clean a stencil if it will be used again to avoid smearing bronze powder accidentally.



THIRD: Stencil the columns - The paper stencils work fine for flat surfaces, but for going around columns or non-flat surfaces, Rick suggested using Architect's Tracing Linen.



FOURTH: Finish borders by applying One Shot sign painters black paint over the bronzed stenciled items.

FIFTH: Gold Leafing (from Swift Company in New York) - Apply a gel sizing to the glass to hold the gold leaf on the glass. The sizing is made by dissolving a clear gelatin medicine capsule in a cup of warm distilled water. The sheet of gold leaf is then laid down on the sizing. The design has also been carved into the gold leaf. The design is then painted with One Shot black paint on the back of the glass. After the paint dries, the extra gold leaf is removed with a damp cloth. The design remains where the paint covered the gold leaf. Gold leaf is an extremely thin film and this work is best done in a location free of drafts.



SIXTH: The Pictures - The items nearest the viewer (foreground items) are painted first. Buildings, trees and such are drawn on the glass with a technical pen with water based ink. If water based ink is used, the oil based paint will not smear the lines.

Rick Mangum's Reverse Glass Painting Suggested Reading

NAWCC Bulletin No. 201 8/1979 - Frances D. Burleigh
NAWCC Bulletin No 147 8/1970 - Lee H. Davis
Techniques in Reverse Glass Painting - Margaret Emery
Clock Decorating Stencils - American Clock & Watch Museum, Inc.
More Clock Decorating Stencils - American Clock & Watch Museum, Inc.

(Continued on page 2)

Minutes of NAWCC Atlanta Meeting: October 4, 2009

- President Chris Brown called the meeting to order following a lively auction led by Brooks Coleman.
- Chris Brown asked for introductions of new attendees. Guests Chris Brown of Marietta, GA, Dave Nozick of Atlanta, GA and Simon Rupf of Switzerland introduced themselves.
- Tom Noesges read the Minutes of the August 2nd meeting. Chris Brown called for approval of the Minutes. A motion to approve the Minutes was made, seconded, and the Minutes were unanimously approved as read.
- Donna Kalinkiewicz gave the Treasurer's Report, including our account's beginning balance, receipts, expenses paid and ending balance.
- Old Business
 - ◆ Pete Schreiner announced that the Governor's Mansion French clock's face was being refinished by Kathy Edwards, and in addition to making a new click and installing some bushings, Pete had cleaned and lacquered the movement (see photo this publication).
 - ◆ Tom Noesges reported that Field Suitcase Workshop "F200 Lathe Preparation" class had been completed on September 14th. The "F201 Beginning Lathe" scheduled for December 4th 2009 remained open.
- New Business
 - ◆ Tom Noesges announced the formation of the Horology Education Sub-Committee. The purpose of the committee is to form a school which will augment the FSW offerings, promote NAWCC membership growth and provide local training courses, scheduled one day per week, at a reasonable cost using Atlanta Chapter 24 instructors. The members of the committee are Brooks Coleman, Randy Grunwell, Tom Noesges, Bernie Tekippe and George Waterhouse.
- Program
 - ◆ Roger Kellogg gave a Show & Tell on a Benjamin Franklin clock (see article in this publication).
 - ◆ Henry Newman gave a Show & Tell on his ImHof and Gilbert clocks (see article in this publication).
 - ◆ Donna Kalinkiewicz gave a Show & Tell for her Pet Oswald clock (see article in this publication).
 - ◆ Kent Singer and the Watch People discussed and showed a variety of Military Timepieces (see article in this publication).
 - ◆ George Waterhouse introduced Rick Mangum and Reverse Glass Painting (see article in this publication).

Extraordinary Reverse Glass Painting

(continued from page 1)

Restoration of existing painted glass is approached entirely differently. Typically, one has to remove parts of the painting by scraping with an Exacto knife, repaint some foreground items and then paint in the water, sky and such.

Rick commented that when he began his venture into Reverse Glass Painting, "I didn't know that yellow and blue paint made green ... anyone can do this." Thank you Rick for your compelling, superb presentation and instruction on Reverse Glass Painting.

To enroll in the Reverse Glass Painting (NAWCC Field Suitcase Workshop F401) scheduled for January 8, 2010, see Chapter Educational Opportunities in this Newsletter. ■

Time as Franklin Perceived Time Roger Kellogg explained that near 1758, Benjamin Franklin invented a truly unique clock that until recently was unknown to most Americans. Franklin's original four-hour dial plate required the use of a single rotating hand, unlike conventional European dial plates using a minute and an hour hand. This model of American ingenuity is now revealed in a manner of which Benjamin Franklin would be proud.

A modernized Franklin Timepiece is handcrafted and hand finished by American craftsmen using solid kiln-dried cherry. A specially engineered four-hour revolution precision quartz movement drives the clock's single hand. The dial-plate, a reproduction of the 1758 drawings, is printed on natural parchment, and protected with beveled glass for a distinctive look.

The folks at Founders Keepers hope the Franklin Timepiece will provide a unique and original furnishing accessory to the home or office of those who appreciate American history and

ingenuity.

For demonstration clarity, Roger substituted Arabic numerals for the original Roman numerals.

To tell time using the Franklin Timepiece, the dial plate is divided into four quarters; each quarter contains sixty minutes. The hours, in sets of three, are shown at the beginning of each quarter. The hours in each set differ by four. The clock's single hand takes four hours to make a revolution and counts the minutes of the hour it has just passed. The time, as it appears in the picture (based on the position of Roger's thumb) is either 42 minutes past twelve, four or eight o'clock. There is a four hour ambiguity and folks complained to Benjamin Franklin about this situation. To this complaint, he replied "If you don't know the hour to the nearest four hours, you don't need a clock, you need a calendar."


For information on sales of the Franklin Timepiece, contact jazso@bellsouth.net. ■

A Few of Henry Newman's Treasures

Henry showed the members two of his favorite clocks:

ImHof Time & Strike - This clock is his mother's favorite clock, purchased by his parents in Switzerland in the 1970s. The clock is referred to as High-End Novelty valued at \$400

(Continued on page 3)



A Few of Henry Newman's Treasures

(Continued from page 2)

and is gold plated. Any polishing to remove tarnish will remove the gold as well. The movement is marked ImHof Seabain Swiss. The clock's figurines are two monks. One is reading the bible and the other is ringing the hours.



Henry Newman & his ImHof

William Gilbert Shelf Clock - All original painted-glass and dial. The label reads "Patented case by George B. Owen, September 28, 1869." An interesting fact about this clock is the logo above the cannon arbor on the dial which has a "G" in the middle, a "C" on one side and "Co" on the other, which stands for Gilbert Clock Company. ■



William Gilbert Shelf Clock

Donna's Pet Oswald

Donna Kalinkiewicz begins with "I have a new pet." as she introduces her J. Oswald Company clock. This very cute doggie clock was found on the ShopGoodwill website in as-good-as-new condition. Some miner movement cleaning and a coat of clear wood lacquer was all that was necessary to bring him back to life, according to Donna.

These clocks were patented in the 1920's, manufactured until 1950, and today sell for \$200 - \$800. This Scotty Dog and the Owl were the most popular, leaving the Lions, Monkeys, Cats and Skulls behind in sales.

Today, most all of the J.



J. Oswald Novelty Clock

Oswald Company records have been destroyed, leaving us with little knowledge about the company.

Time is told on this clock by gazing into its cock eyes. The right eye points to the hour and the left to the minute. Cute! ■



Donna Kalinkiewicz


Military Timepieces on Display

Kent Singer and the other Watch People displayed an impressive variety of mostly World War II Timepieces. Other timepieces included Vietnam era watches. Included with the watches and time keeping/recording devices was descriptive literature and information from WWII ads contained in the *Jewelers Circular*.

A "use" discovery by Ed Ueberall and Kent Singer was a watch used to imprint a Time Stamp on air reconnaissance photos. Another watch person explained that a prism was mounted to the



Kent Singer



Hamilton Grade 25

front of the timepiece to reflect the time onto the photograph. The timepiece in the photo (left) is a Hamilton Grade 25 Elapsed Time clock, 16 jewels. Produced 1944 - 1945, it has an 8-day mainspring, and features time, date, elapsed time and stopwatch. ■

Treasurer's Report

By Donna Kalinkiewicz, Treasurer, Chapter 24

Sixty-three members attended our October 4th meeting. We had three guests sign in: Simon Rupf coming all the way from Switzerland, Chris Brown from Marietta (not to be confused with our President Chris Brown), and Dave Nozick from Atlanta.

Joe Marcus donated \$33.00 to the chapter from watches sold in the auction.

The next meeting will be our last in 2009. Plan to celebrate with great friends and good food. Bring a new friend - there is always plenty. ■

MASSIVE INSANE AUCTION!

Brooks Coleman urges everyone to bring a watch, a tool, a clock, part of a clock, cleaning solution, clock oil, baby oil ... anything that will sell for between 5¢ and \$5,000.00. This is going to get crazy. The person winning the 100th item auctioned will receive a special bonus prize, to be announced by Brooks himself!

Governor's Mansion Clock

Pete Schreiner

gave the membership an update on the status of the Governor's Mansion French clock. The face is being refinished by Kathy Edwards and, in addition to making a new click and installing some bushings, Pete



Peter G. Schreiner III



cleaned and lacquered the movement. This French clock will find its way back into the Mansion soon. Thanks, Pete.

Groaner by George Waterhouse

The Lawyer's Clock - After his death, a lawyer found himself with the Devil in a room filled with clocks. Each clock turned at a different speed and was labeled with the name of a different occupation. After examining all the clocks, the lawyer turned to the Devil and said, "I have two questions: First, why does each clock move at a different speed?"

"They move at the rate at which the members of that occupation collectively sin on Earth," said the Devil. "What's your second question?"

"Well," said the lawyer, "I can't seem to find my occupation. Where is the lawyer's clock?" The Devil momentarily looked confused, and he started checking the clocks. "They should all be here," he muttered, looking frantically. "It has to be somewhere, or there will be Hell to pay for this."

Suddenly, the Devil relaxed, slapped himself on the forehead, and exclaimed, "Oh, yes - how silly of me. We keep that clock in the workshop and use it as a fan." ■



Classified Section

This area is dedicated to advertising for Chapter 24 members. It is, of course, free to members.

WANTED

SERVICES OFFERED

FOR SALE

If you would like to place an ad in this space for your items needed, services you offer or horological items for sale, contact: Tom Noesges email Thomas@Noesges.com or call (770) 262-0883.

MEMBERSHIP RENEWAL TIME

Is it time to renew your membership in Chapter 24? If your address label says 2009, your membership expires at the end of 2009. It's time to renew. Renewal is easy: just fill out the form below and write a check. Your Treasurer will take care of the rest.

CHAPTER 24 NAWCC MEMBERSHIP APPLICATION/RENEWAL

Name(s) _____ Phone _____

Address _____

City _____ State _____ Zip _____

Email _____ Fax _____

Special Interests _____

Annual Dues, single or family: \$15 for 1 year or \$25 for 2 years. Please send this form with your check payable to **Chapter 24, NAWCC**, to Donna Kalinkiewicz, Treasurer, 3645 Allpoint Drive, Marietta, GA 30062 (Renew or join by July 1, to continue getting this Newsletter and remain on the Chapter Roster.)

Up-Coming Programs & Presentations

DECEMBER 2009

Holiday Party. The December Atlanta Chapter 24 meeting will provide abundant food and traditional gala holiday festivities. All members and guests are encouraged to bring their entire families.

The club provides meat and drinks. If you can, please bring a dish to share. Not sure what to bring? Bring a food item from the list below based on the first letter of your last name:

A - E	Appetizers, dips, chips, pickles, olives
F - L	Bread, rolls, crackers
M - Sh	Desserts
Si - Z	Vegetables, salads, fruit

Guests should bring only a large appetite.

February 2010

J.P. Stevens: Atlanta Watchmaker, Inventor, Clockmaker

Katherine Kittle will explain just why a clock or watch made or sold by J.P. Stevens of Atlanta, Georgia is a rare item on the clock or watch market of today. Who J.P. Stevens was, and what his impact on southern horology was, is a fascinating story. Come and learn more about this marvelous individual from the South. ■

April 2010

A Small Market Segment - Kent Singer will present the developments of a small watch market niche during the first decade of the 20th century.


The 16-size, 17-jewel, open-face, lever-set, standard watch, adjusted to five positions, filled this small segment of the railroad market. After looking at the forces that generated the niche, the program explores the watches that were built to fill it.

In conjunction with this, the Watch Focus Group will display these timepieces at the meeting. Those members having examples are urged to bring them to the meeting. ■

FREE STUFF

The Door Prize raffled during our October 4th meeting was won by our own Gene Wypyski. Gene won the Tran Duy Ly book, *Gilbert Clocks* and the *Gilbert Clocks Supplement*. Read every page Gene. We'll ask questions!

Each member and guest attending the December General Membership meeting will have a chance to win another Tran Duy Ly book. ■



New Members & Guests


During our August meeting, we were honored by the presence of guests Simon Rupf all the way from Switzerland, Chris Brown from Marietta (not to be confused with our President Chris Brown) and Dave Nozick from Atlanta.



Chris Brown



Simon Rupf



Dave Nozick

When you see one of these gentlemen, please take the time to get to know him, answer his questions and make him feel at home. ■

Chapter Educational Opportunities

The Atlanta Chapter is forming its own training programs which will be conducted one day or one evening per week. It is our hope to have some offerings by early 2010. Stay tuned to receive the latest information on these future classes.

Field Suitcase Workshops - The F401 Reverse Glass Painting class has only four seats remaining. If you're interested, please sign up immediately.

All of our Field Suitcase Workshop classes are held at the City of Duluth Activity Center, Parks and Recreation Department, 3180 Bunton Road, Duluth, GA 30096 (770) 814-6981. If you are interested in any of the classes below, contact Tom Noesges at Thomas@Noesges.com or call (770) 262-0883. ■

CLASS DESCRIPTION	DATE
F201 Lathe I Skills for Clock Repair Course Instructor: Joel Dunipace	Dec. 4-7, 2009
F401 Reverse Glass Painting Course Instructor: Phil Gregory	Jan. 8-11, 2010
F101 Introduction to Basic Time & Strike...The American Kitchen Clock Course Instructor: Joel Dunipace	Feb. 5-8, 2010
F200 Fundamental Skills for Clock Repair & Lathe Preparation Course Instructor: Joel Dunipace	Mar. 12-15, 2010
F301 Introduction Basic Pocket Watch Repair...American Pocket Watch Course Instructor: Lehr Dircks	Mar. 19-22, 2010
F202 Lathe II for Clock Repair Course Instructor: Joel Dunipace	Apr. 23-26, 2010

Next Meeting of Chapter 24

Sunday, December 6, 2009 - 9:30 AM until 1:00PM



FROM THE SOUTH (IN TOWN): Take I-285 to Exit 39B which is Highway 78, continue on 78 to Exit 7 onto Hugh Howell Road. After this exit, immediately turn right onto Lilburn-Stone Mountain Road. After 0.2 mile, turn right onto Old Stone Mountain Road. Continue to the intersection of Rockbridge and Five Forks Trickum. Turn left on Rockbridge Rd. The Aquatic Center is two blocks north on left.

The Atlanta Chapter of the NAWCC typically meets the first Sunday of February, April, June, August, October and December. As part of the Mid-South Group, it also sponsors the regional meeting in Chattanooga on Labor Day Weekend each year, in rotation with the Alabama and Tennessee chapters.

FROM THE NORTH-WEST: Take the I-85 east exit from I-285. Exit 99 and turn right on Jimmy Carter (Hwy 140). Continue and bear left onto Rockbridge Rd. Aquatic Center will be on right—two blocks before Five Forks Trickum Rd.

FROM CUMMING / HALL COUNTY: Take Exit 101 Indian Trail / Lilburn Rd NW off southbound I-85. As you cross Hwy 29 Lawrenceville Rd, Indian Trail becomes Killian Hill Rd. Turn right onto Five Forks Trickum Rd.

Turn right onto Rockbridge Rd. Aquatic Center is two blocks north on left.

Tom Noesges, Secretary
NAWCC Chapter 24
5211 Willow Creek Overlook
Woodstock, GA 30188

Membership paid through...